

























# Pre-Fire Plan Symbols Legend





## Fire Protection Components

	Alarm Panel
	Annunciator Panel
	FDC
	Fire Pump (FSS)
	Standpipe
	OS&Y Valve
	PIV
	Sprinkler Control
	Riser
	ITV
	Extinguishing System
	Hydrant
	Water Tank



## Access Features

	Building Access
	Attic Access
	Roof Access
	Road Access
	KnoxBox
	Gate
	Gate w/ Knox Key
	Gate w/ Opticom
	Gate w/ Padlock
	Pedestrian Only Gate
	Removable Post













## Stairways

	Open Stairway
	Enclosed Stairway
	Fire Escape
	Escalator



## Elevators

	Passenger Elevator
	Service Elevator

## Shutoffs









	Electrical Main Shutoff
	Electrical Sub Shutoff
	Electrical Inverter Shutoff
	Water Main Shutoff
	Water Sub Shutoff
	Gas Main Shutoff
	Gas Sub Shutoff
	Air Handling Shutoff
	Refrigeration Shutoff
	Solar Panel Shutoff
	Steam Shutoff
	Product Shutoff

## Power Systems








	Generator
	HVAC

	Solar Panel
---	-------------

## Buildings, Rooms & Walls

	Building, General
	Building, No Access
	Building, Lower Level
	Building, Adjacent
	Room Outline
	Interior Wall, Not Rated
	Interior Wall, Fire Rated
	Exterior Wall

## Doors






	Single Left Hand Door
	Single Right Hand Door
	Double Door
	Rollup Door
	Directional Door
	Slider Door
	Non-Directional Door

## HazMat




	HazMat704
---	-----------

	MSDS
---	------


## Fuel Tanks

	Above Ground
	Below Ground
	Acetylene, Above Ground
	Diesel, Above Ground
	Gas, Above Ground
	LP, Above Ground
	Oxygen, Above Ground
	Propane, Above Ground

## Vertical Shafts

	Laundry Chute
	Rubbish Chute
	Utility Shaft

## Miscellaneous

	Dumpster
	Pool
	Skylight
	RestRoom
	Fence
	PowerLines